

England* **WEEKLY** EACM by Age 2020 to 2023

From Dr. John Campbell Sept 8, 2023

*Only for England does not include Wales (not complete UK data)

https://www.youtube.com/watch?v=naopp_KF678&t=15s

Causes of Excess Mortality in England (not the UK)

Office of Health Improvement in the UK



<https://app.powerbi.com/view?r=eyJrIjoiYmUwNmFhMjYtNGZhYS00NDk2LWFIMTAOTg0OGNhNmFiNGM0IiwidCI6ImVINGUxNDk5LTRhMzUtNGlyZS1hZDQ3LTVmM2NmOWRlODY2NiIsImMiOjI9>

I: England EACM by SEX or AGE GROUPS

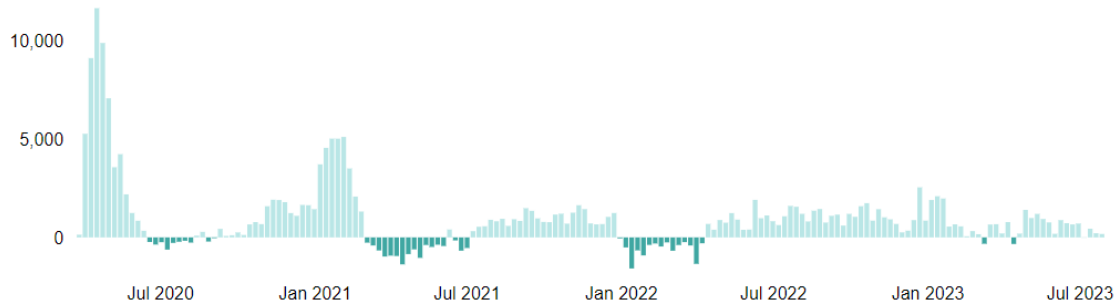


ALL

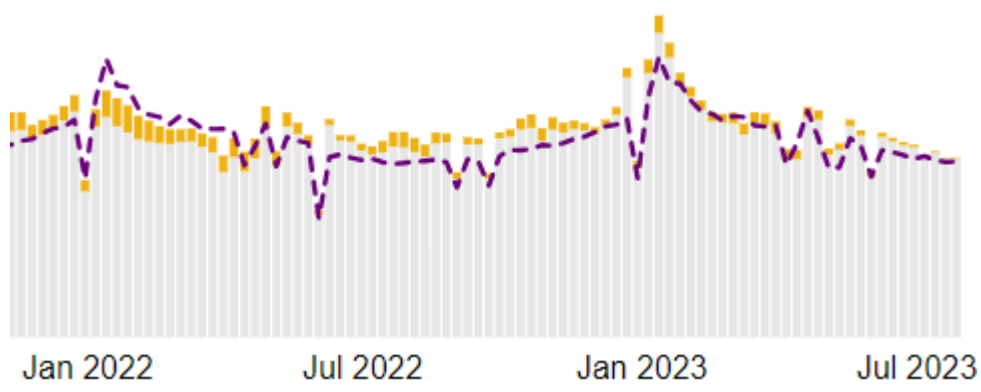
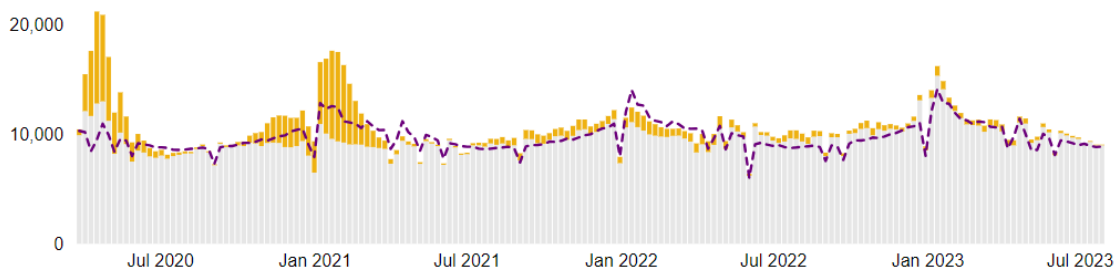
Excess Mortality in England by Age Group

Date Range (week ending): 27/03/2020 to 28/07/2023

Weekly Excess Deaths by Date of Registration, Persons (All), England



Weekly Registered Deaths, Persons (All), England

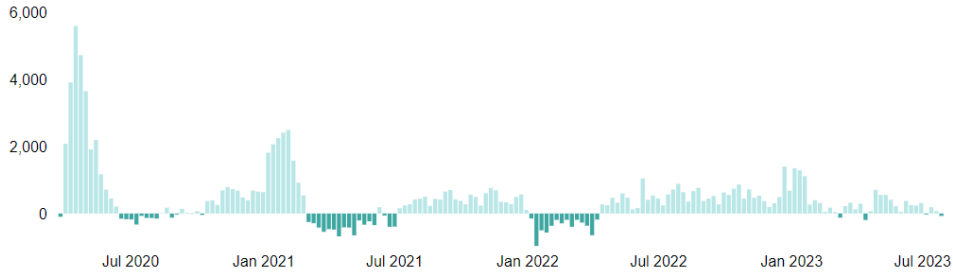


Female Vs Male

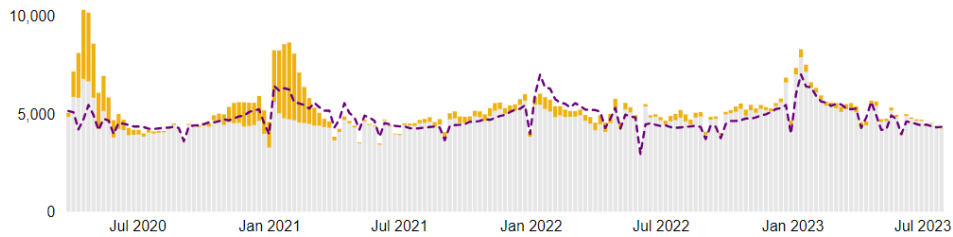
Excess Mortality in England by Age Group

Date Range (week ending): 27/03/2020 to 28/07/2023

Weekly Excess Deaths by Date of Registration, Females (All), England



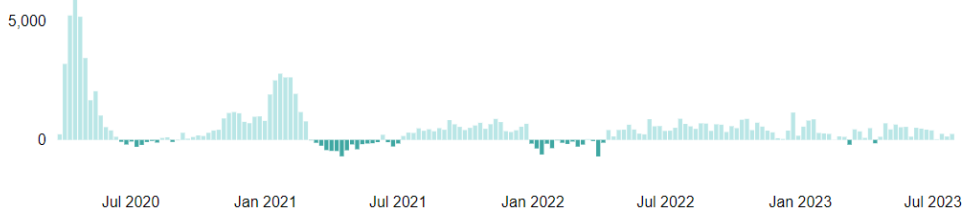
Weekly Registered Deaths, Females (All), England



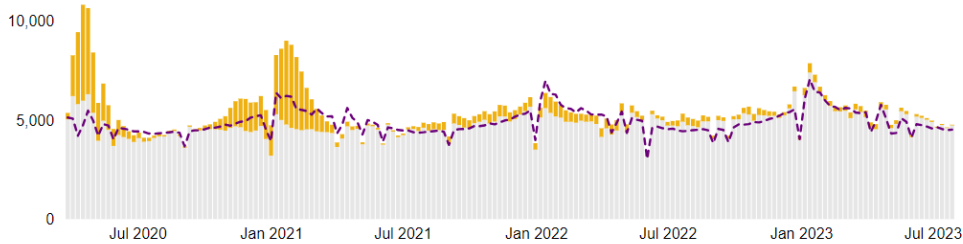
Excess Mortality in England by Age Group

Date Range (week ending): 27/03/2020 to 28/07/2023

Weekly Excess Deaths by Date of Registration, Males (All), England



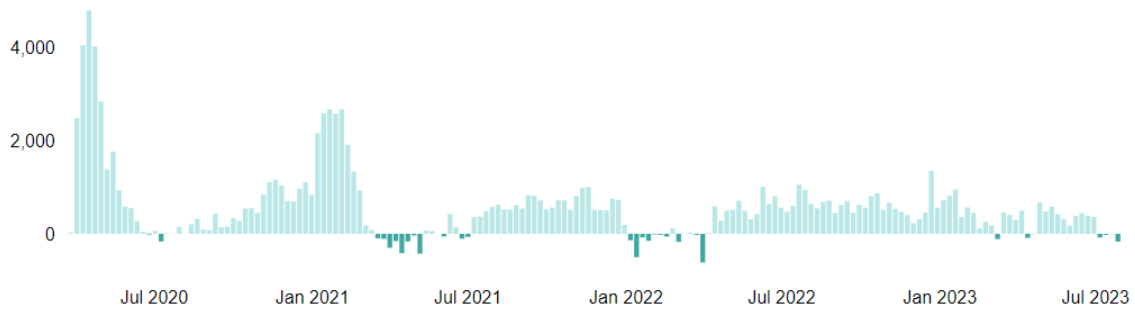
Weekly Registered Deaths, Males (All), England



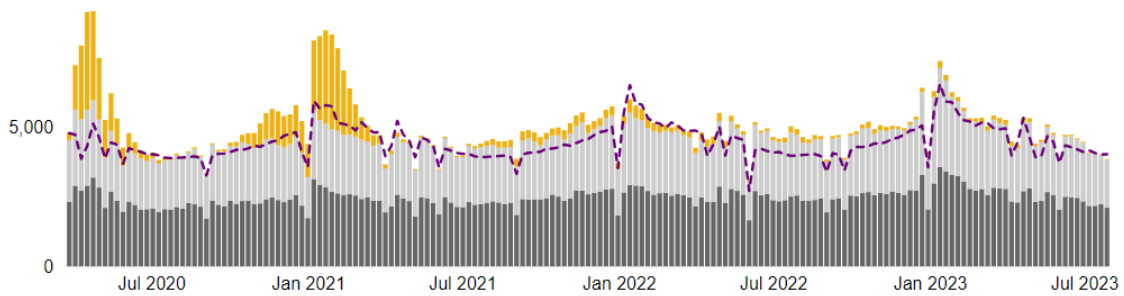
II: England Excess All-Cause Mortality by Cause

Excess Mortality in England by Cause of Death – (Any mention of the cause on the death certificate)
 Date Range (week ending): 27/03/2020 to 28/07/2023

Weekly Excess Deaths by Date of Registration, All circulatory diseases, England



Weekly Registered Deaths, All circulatory diseases, England

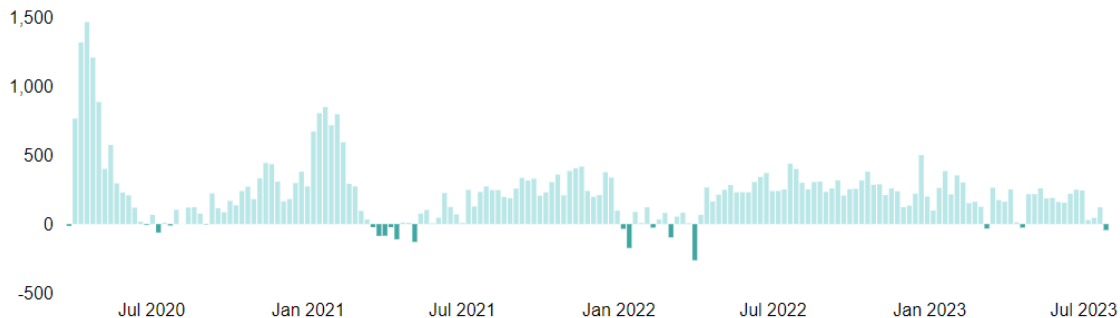


- Expected deaths had the pandemic not occurred
- Excess deaths
- Fewer deaths than expected
- Underlying cause = COVID-19
- Underlying cause = selected cau
- Other underlying causes

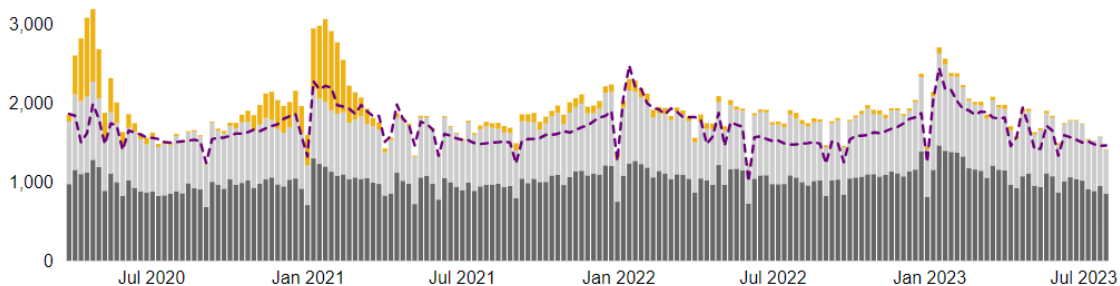
Excess Mortality in England by Cause of Death – (Any mention of the cause on the death certificate)

Date Range (week ending): 27/03/2020 to 28/07/2023

Weekly Excess Deaths by Date of Registration, Ischaemic heart diseases, England



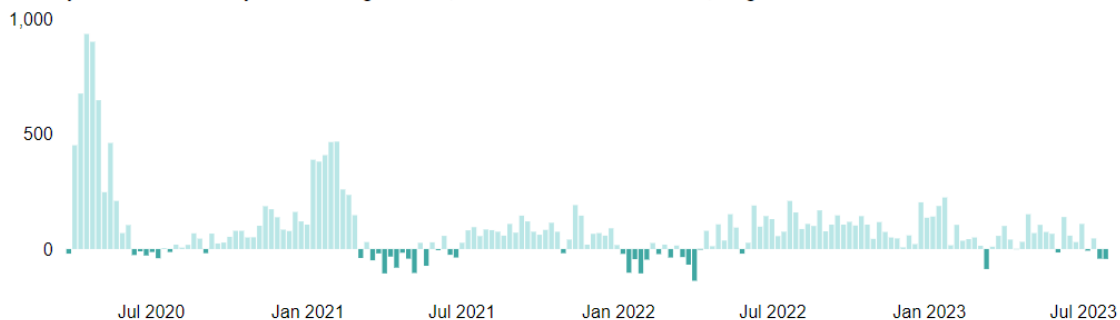
Weekly Registered Deaths, Ischaemic heart diseases, England



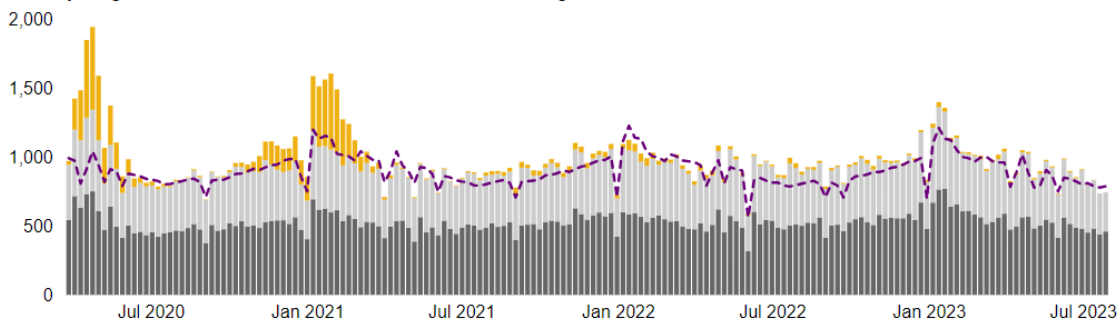
Excess Mortality in England by Cause of Death – (Any mention of the cause on the death certificate)

Date Range (week ending): 27/03/2020 to 28/07/2023

Weekly Excess Deaths by Date of Registration, Cerebrovascular diseases, England



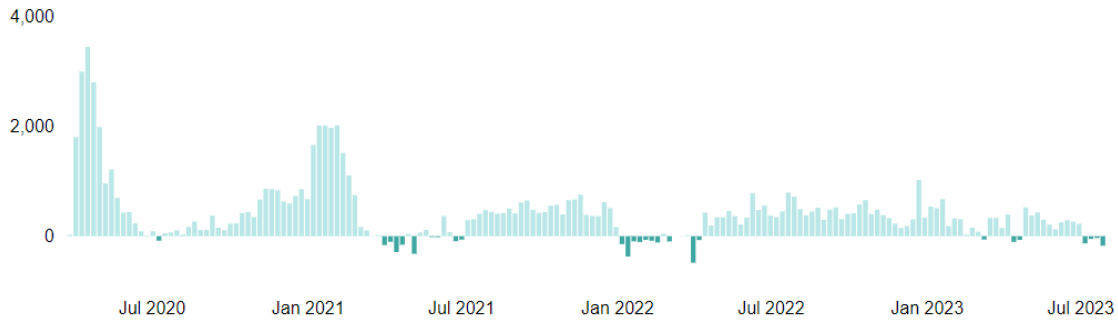
Weekly Registered Deaths, Cerebrovascular diseases, England



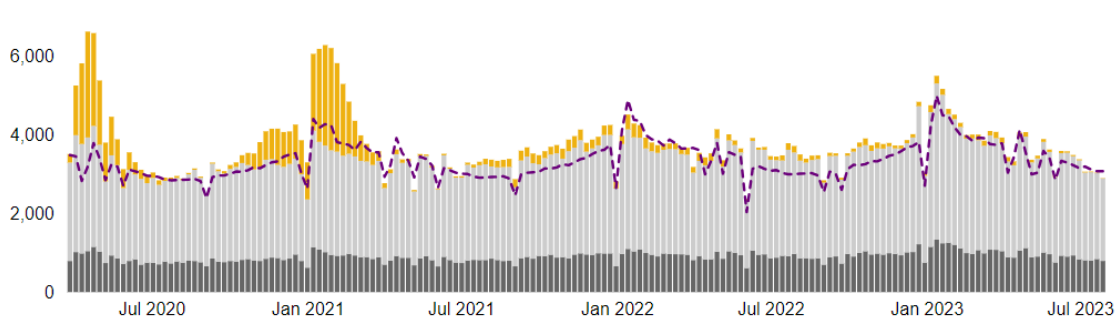
Excess Mortality in England by Cause of Death – (Any mention of the cause on the death certificate)

Date Range (week ending): 27/03/2020 to 28/07/2023

Weekly Excess Deaths by Date of Registration, Other circulatory diseases, England



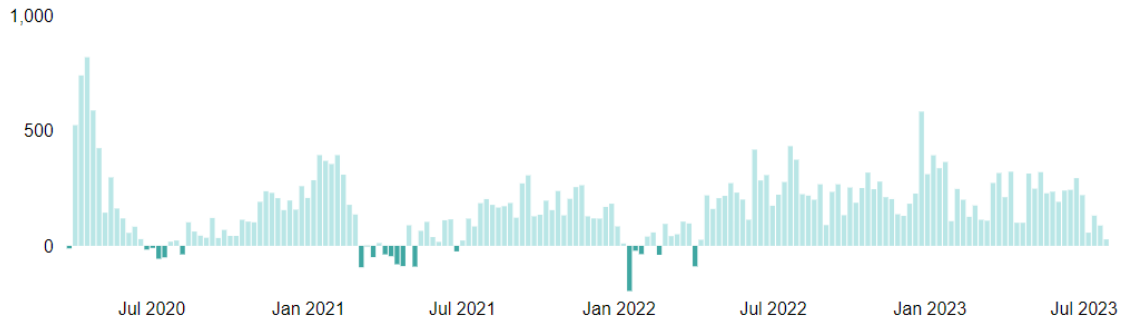
Weekly Registered Deaths, Other circulatory diseases, England



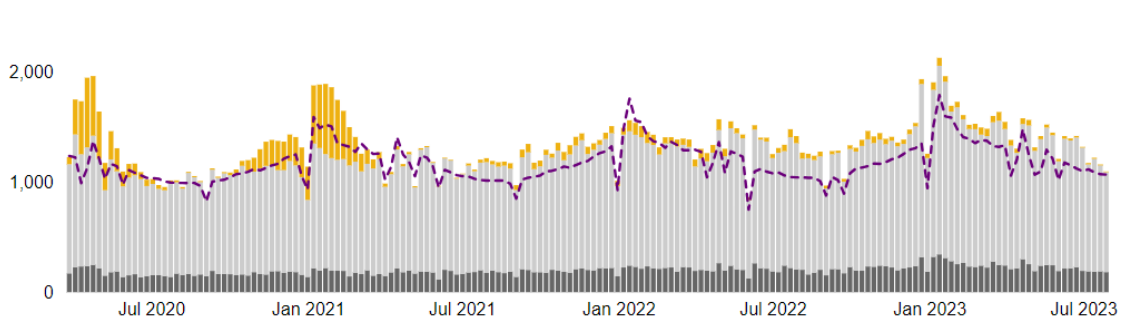
Excess Mortality in England by Cause of Death – (Any mention of the cause on the death certificate)

Date Range (week ending): 27/03/2020 to 28/07/2023

Weekly Excess Deaths by Date of Registration, Heart failure, England



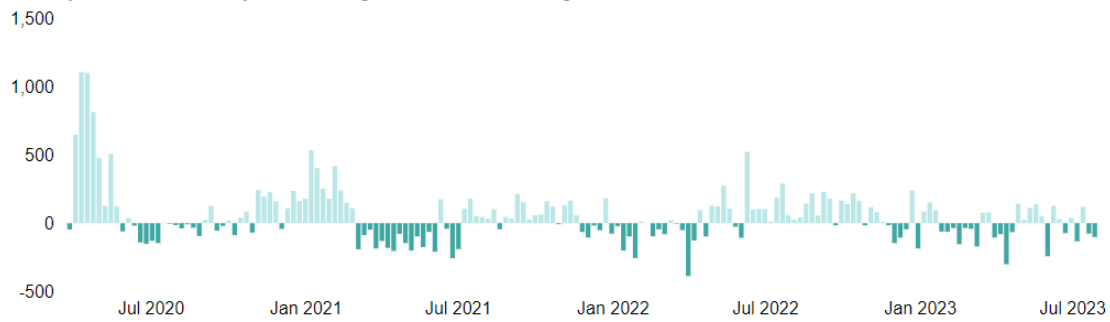
Weekly Registered Deaths, Heart failure, England



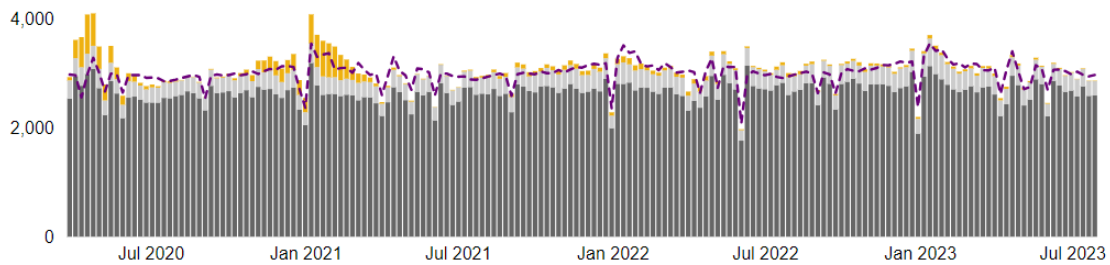
Excess Mortality in England by Cause of Death – (Any mention of the cause on the death certificate)

Date Range (week ending): 27/03/2020 to 28/07/2023

Weekly Excess Deaths by Date of Registration, Cancer, England



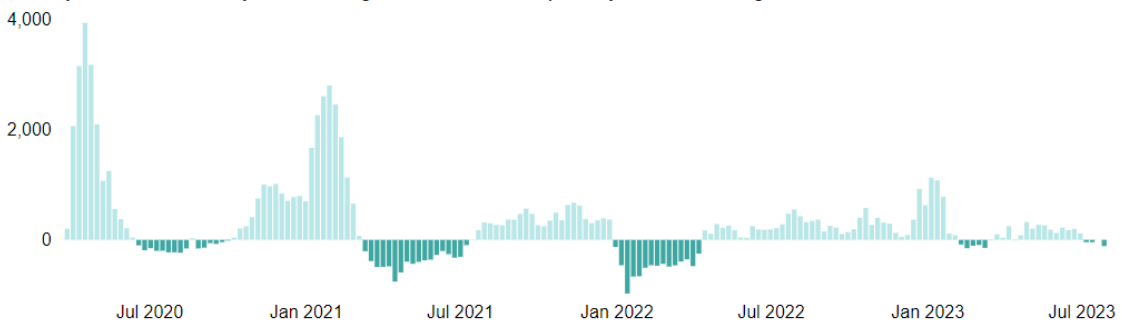
Weekly Registered Deaths, Cancer, England



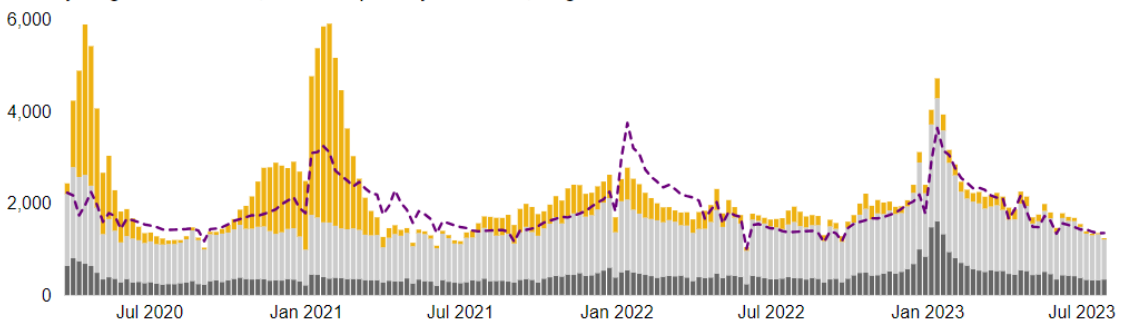
Excess Mortality in England by Cause of Death – (Any mention of the cause on the death certificate)

Date Range (week ending): 27/03/2020 to 28/07/2023

Weekly Excess Deaths by Date of Registration, Acute respiratory infections, England



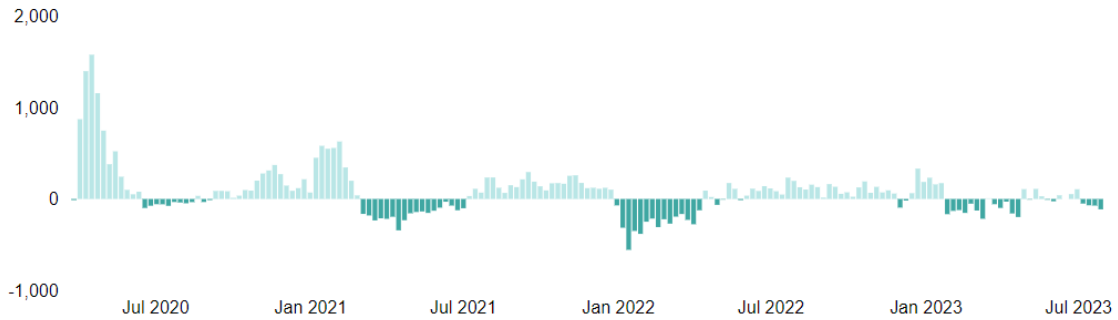
Weekly Registered Deaths, Acute respiratory infections, England



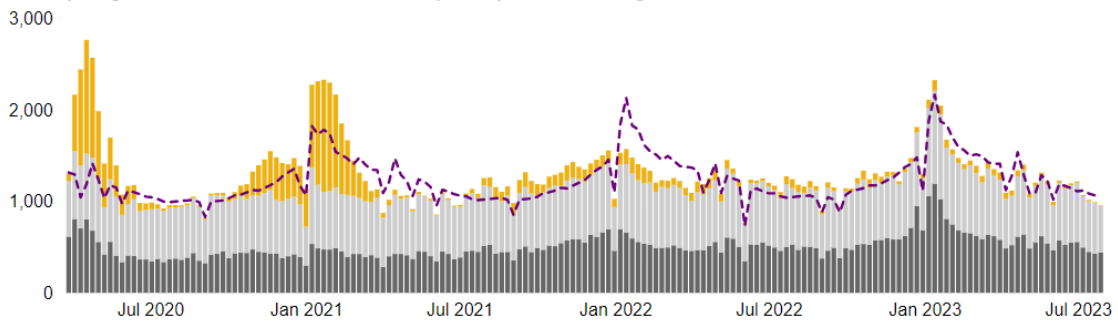
Excess Mortality in England by Cause of Death – (Any mention of the cause on the death certificate)

Date Range (week ending): 27/03/2020 to 28/07/2023

Weekly Excess Deaths by Date of Registration, Chronic lower respiratory diseases, England



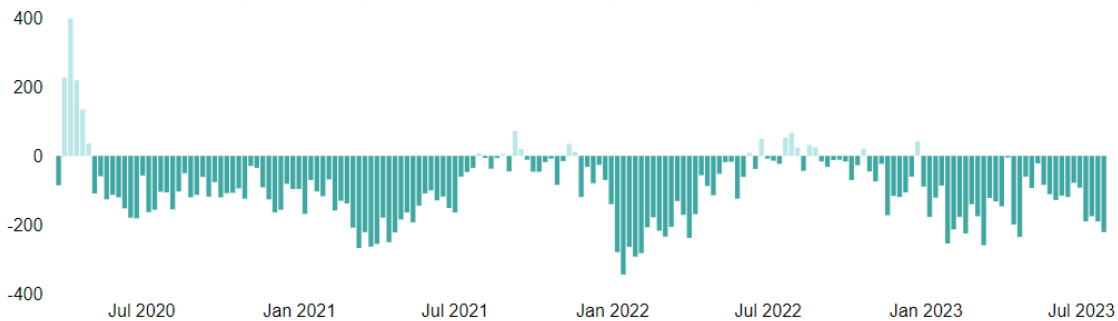
Weekly Registered Deaths, Chronic lower respiratory diseases, England



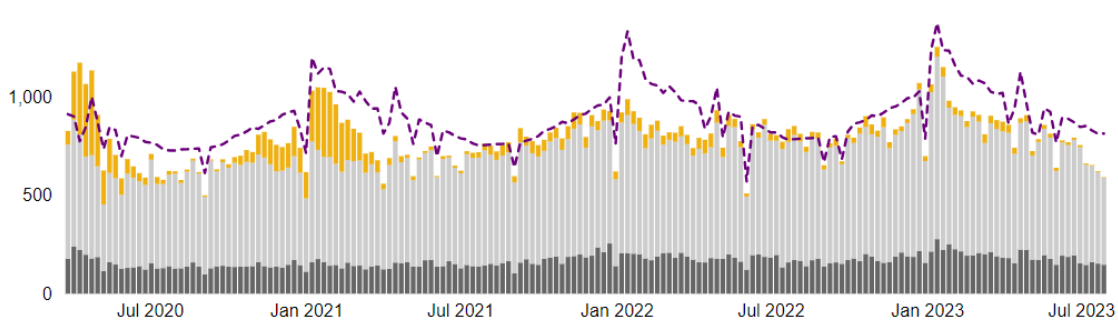
Excess Mortality in England by Cause of Death – (Any mention of the cause on the death certificate)

Date Range (week ending): 27/03/2020 to 28/07/2023

Weekly Excess Deaths by Date of Registration, Other respiratory diseases, England



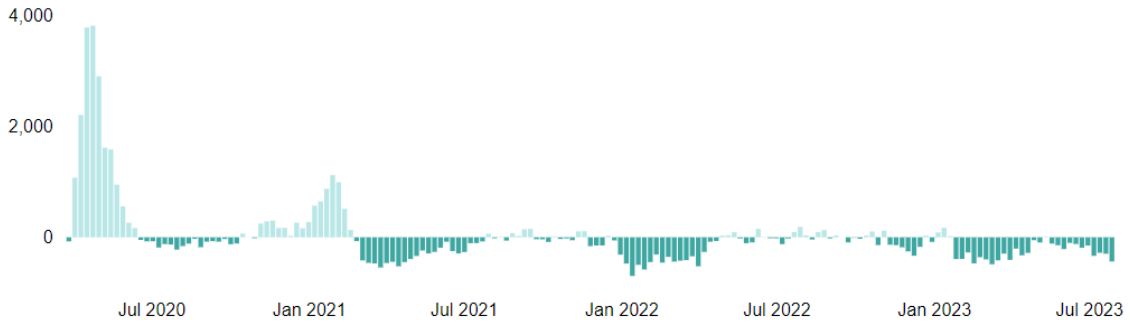
Weekly Registered Deaths, Other respiratory diseases, England



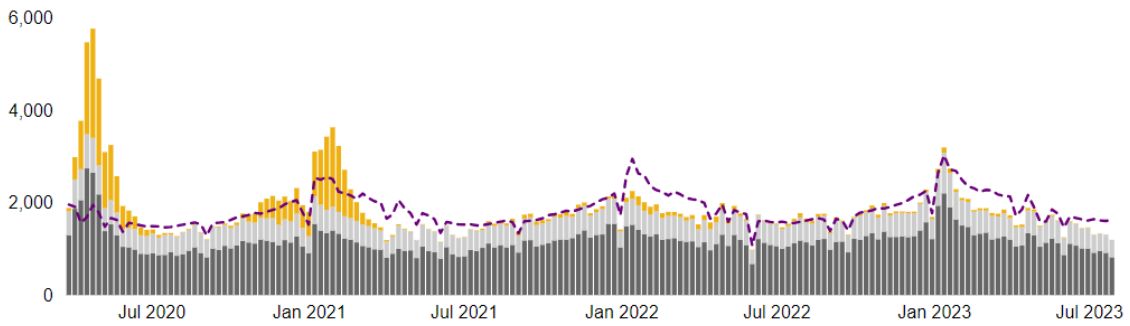
Excess Mortality in England by Cause of Death – (Any mention of the cause on the death certificate)

Date Range (week ending): 27/03/2020 to 28/07/2023

Weekly Excess Deaths by Date of Registration, Dementia and Alzheimer's, England



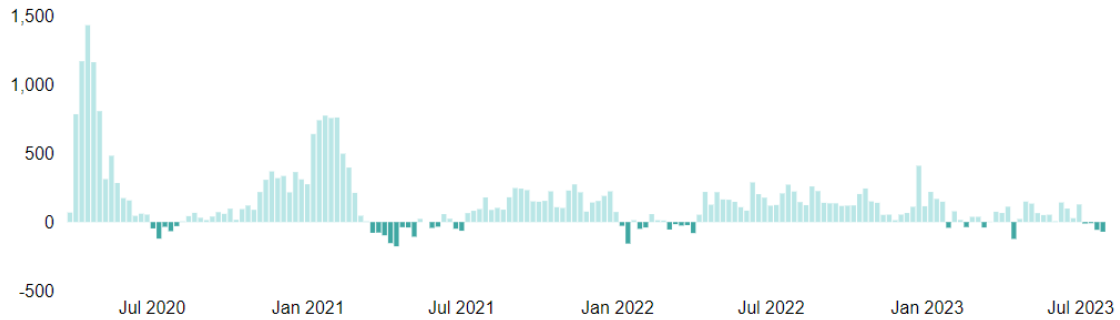
Weekly Registered Deaths, Dementia and Alzheimer's, England



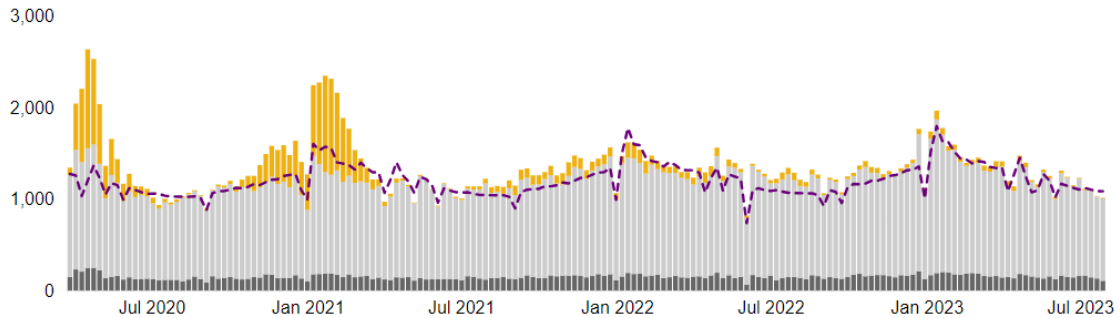
Excess Mortality in England by Cause of Death – (Any mention of the cause on the death certificate)

Date Range (week ending): 27/03/2020 to 28/07/2023

Weekly Excess Deaths by Date of Registration, Diseases of the urinary system, England



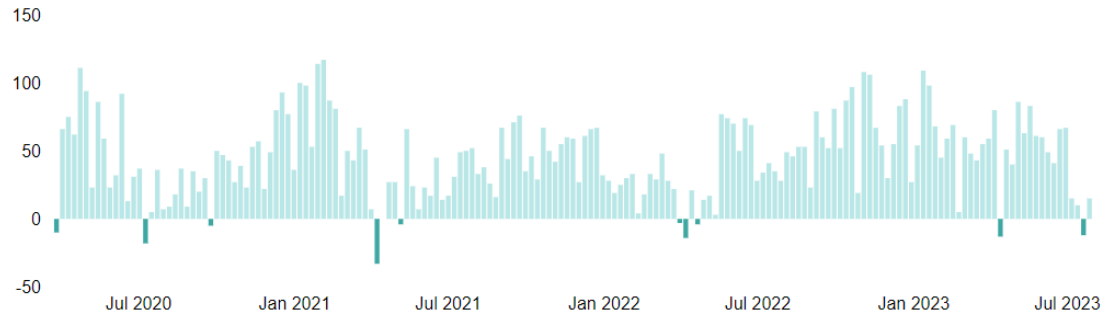
Weekly Registered Deaths, Diseases of the urinary system, England



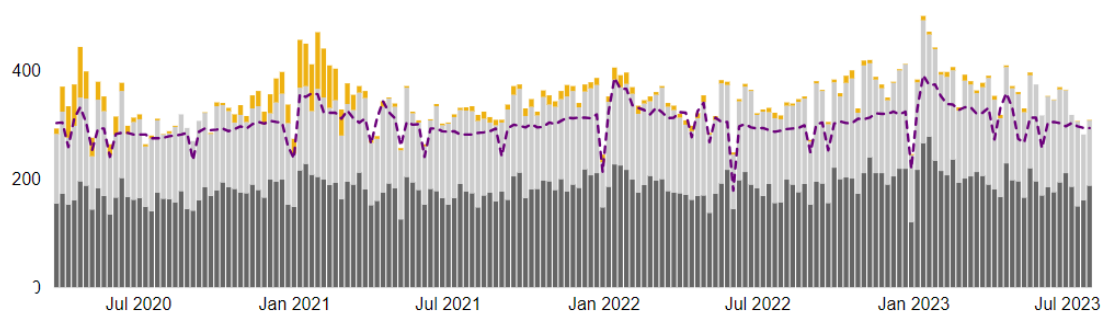
Excess Mortality in England by Cause of Death – (Any mention of the cause on the death certificate)

Date Range (week ending): 27/03/2020 to 28/07/2023

Weekly Excess Deaths by Date of Registration, Cirrhosis and other liver diseases, England



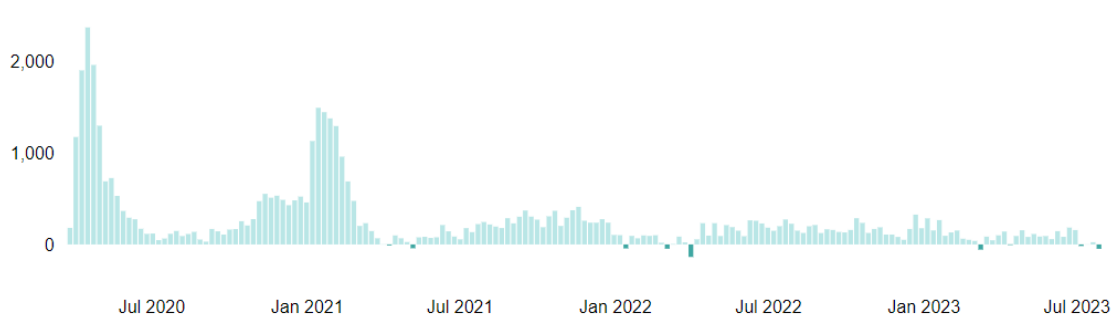
Weekly Registered Deaths, Cirrhosis and other liver diseases, England



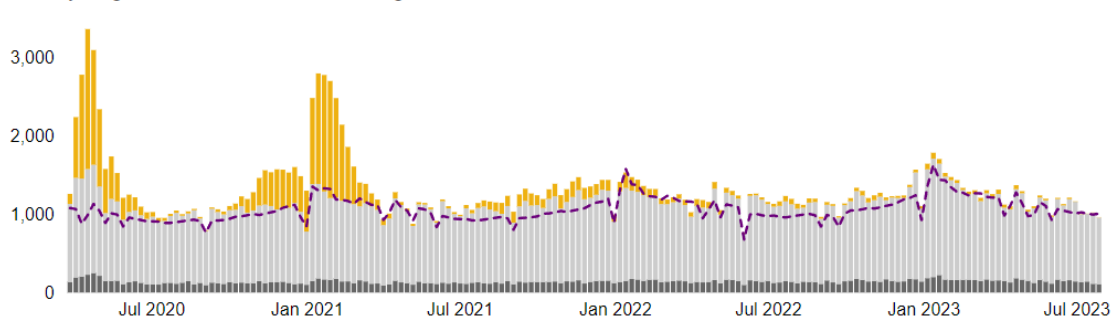
Excess Mortality in England by Cause of Death – (Any mention of the cause on the death certificate)

Date Range (week ending): 27/03/2020 to 28/07/2023

Weekly Excess Deaths by Date of Registration, Diabetes, England



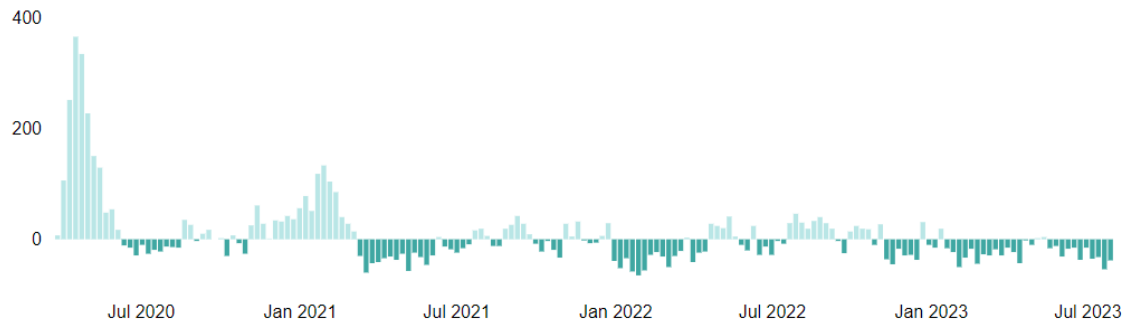
Weekly Registered Deaths, Diabetes, England



Excess Mortality in England by Cause of Death – (Any mention of the cause on the death certificate)

Date Range (week ending): 27/03/2020 to 28/07/2023

Weekly Excess Deaths by Date of Registration, Parkinson's disease, England



Weekly Registered Deaths, Parkinson's disease, England

